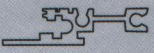



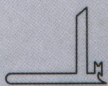








Description						Accessories configuration		
U	T	D	Version	Part No.	Consist of	Name	Configuration	
3	84	185		S-384185	2A+2B+2E+2F+4G+2H+2I+2K	Front Cross Rail		A
3	84	285		S-384285	4A+2B+2D+2E+2F+6G+2H+2I+2K	Rear Cross Rail		B
4	84	185	3+1	S-484185	2A+6B+2E+2F+8G+2H+2I+2K	Center Cross Rail		C
4	84	285	3+1	S-484285	4A+6B+2D+2E+2F+10G+2H+2I+2K	Guide Cross Rail		D
6	84	185		S-684185	2A+2B+1C+2E+2F+6G+2H+2I+2K	Front Flange		E
6	84	285		S-684285	4A+2B+1C+2D+2E+2F+8G+2H+2I+2K	Rear Flange		F
7	84	185	6+1	S-784185	2A+6B+1C+2E+2F+10G+2H+2I+2K	Tapped Strip		G
7	84	285	6+1	S-784285	4A+6B+1C+2D+2E+2F+12G+2H+2I+2K	Insulating Strip		H
9	84	185		S-984185	2A+2B+2C+2E+2F+8G+2H+2I+2K	Side Plate		I
9	84	285		S-984285	4A+2B+2C+2D+2E+2F+10G+2H+2I+2K	EMC Spring		J
						Top/Button cover		K