

# RS600 Series

## Sub-Miniature Rocker Switches

### SPECIFICATIONS

**CONTACT RATING :** Dependent upon contact material See page 34.

**ELECTRICAL LIFE :** 30,000 make-and-break cycles at full load.

**CONTACT RESISTANCE :** 20mΩ max. initial @ 2-4 VDC. 100 mA for both silver and gold plated contacts.

**INSULATION RESISTANCE :** 1,000 MΩ min.

**DIELECTRIC STRENGTH :** 1,000 V RMS min. @ sea level.

**OPERATING TEMPERATURE :** -30°C to 130°C.

### MATERIALS

**CASE :** Diallyl phthalate (DAP)(UL94V-0).

**ACTUATOR :** Nylon,black standard.

**BUSHING :** Brass, nickel plated.

**HOUSING :** Stainless steel.

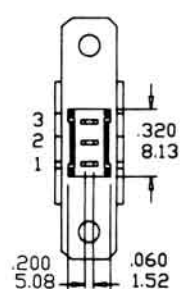
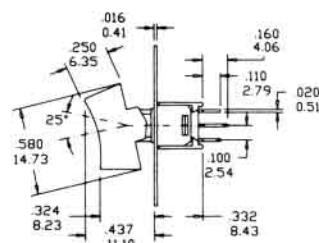
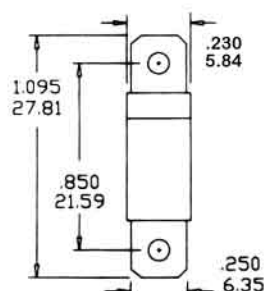
**SWITCH SUPPORT :** Brass,tin plated.

**TERMINAL/CONTACT :** Silver or gold plated. See page 34.

**TERMINAL SEAL :** Epoxy

NO. POLES	MODEL NO.	SWITCH FUNCTION			CONNECTED TERMINALS/SCHEMATIC		
		POS.1	POS.2	POS.3	POS.1	POS.2	POS.3
SP	RS-40	ON	NONE	OFF			
	RS-41	ON	NONE	ON	2-3	OPEN	2-1
	RS-42	ON	NONE	MOM			
	RS-43	ON	OFF	ON			
DP	RS-51	ON	NONE	ON	2-3,5-6	OPEN	2-1,5-4
	RS-52	ON	NONE	MOM			
	RS-53	ON	OFF	ON			

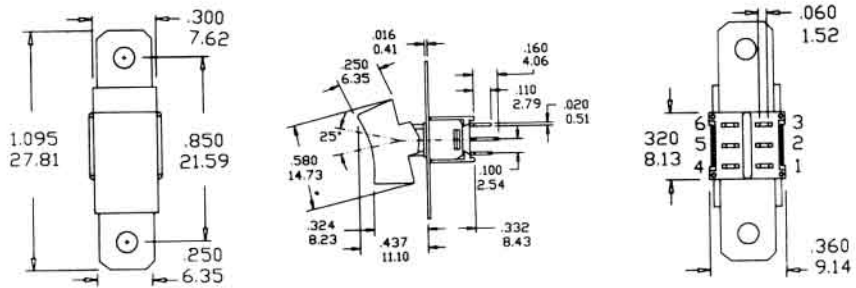
MOM=MOMENTARY



SPDT Part No.RS-41RS4A1QN

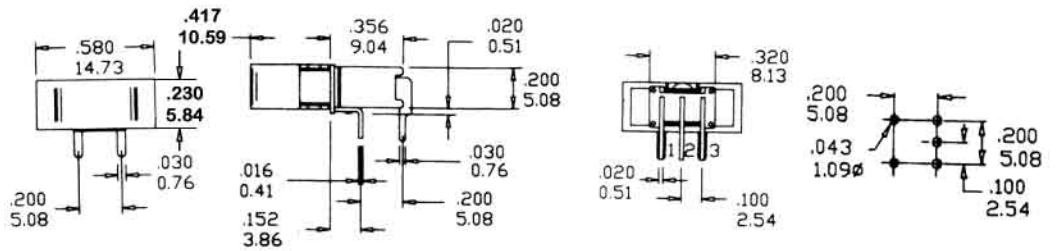
# RS600 Series

# Sub-Miniature Rocker Switches



DPDT Part No. RS-51RS5A1QN

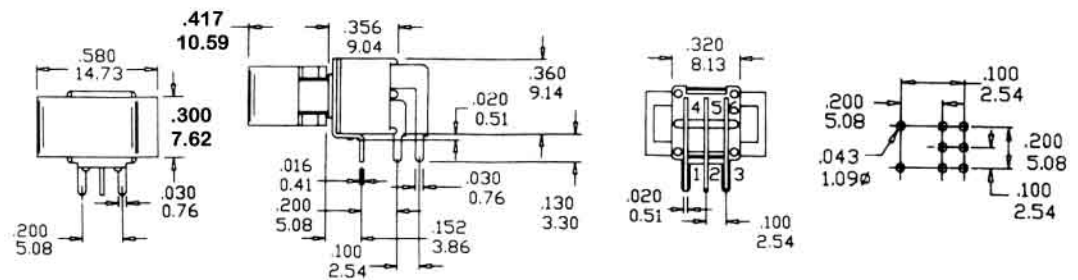
**A3**



P.C. MOUNTING

SPDT Part No. RS-41RS4A3QN

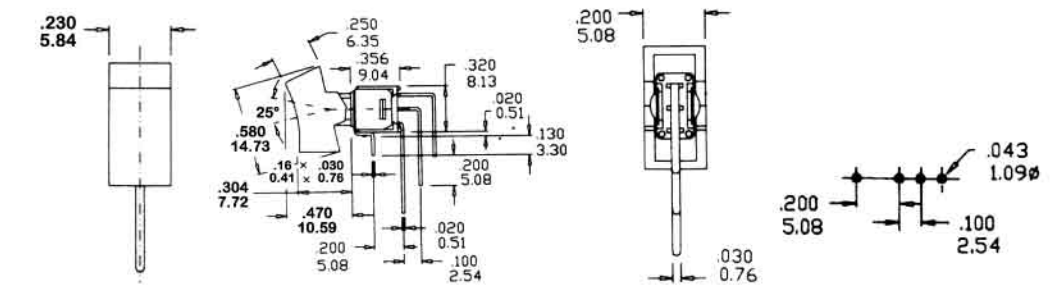
**A3**



P.C. MOUNTING

DPDT Part No. RS-51RS5A3QN

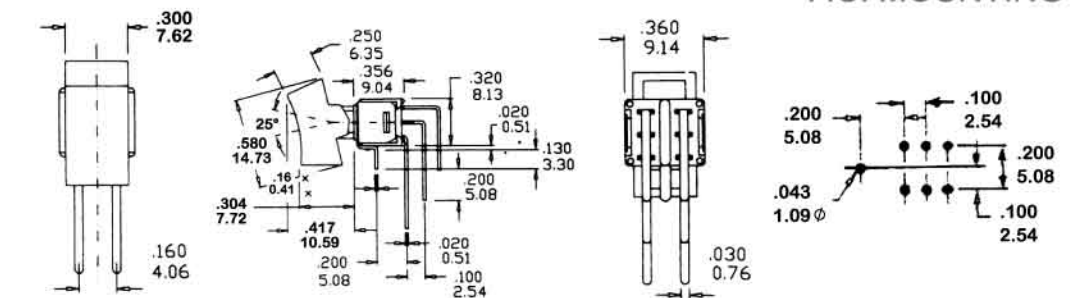
**A4**



P.C. MOUNTING

SPDT Part No. RS-41RS5A4QN

**A4**



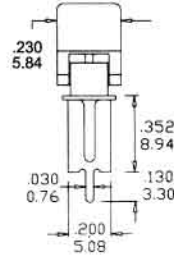
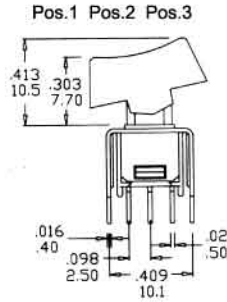
P.C. MOUNTING

DPDT Part No. RS-51RS5A4QN

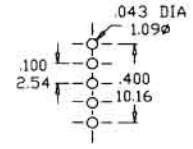
# RS600 Series

# Sub-Miniature Rocker Switches

## VS1

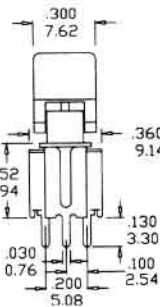
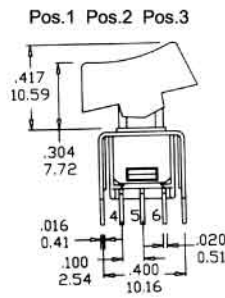


### P.C. MOUNTING

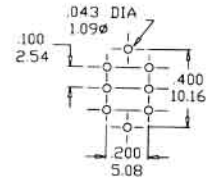


SPDT Part No.RS-41RS4VS1QN

## VS1



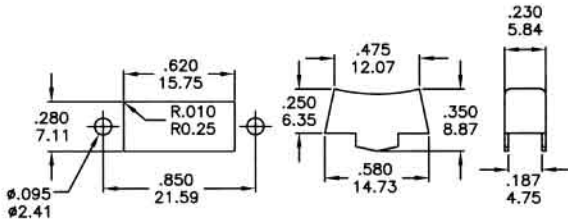
### P.C. MOUNTING



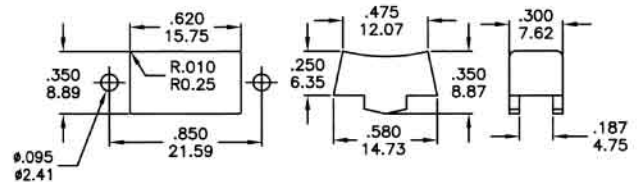
DPDT Part No.RS-51RS5VS1QN

## ACTUATOR OPTIONS

### RS4

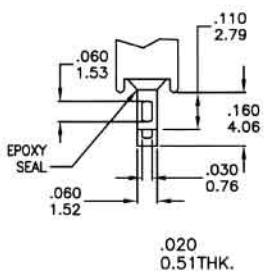


### RS5

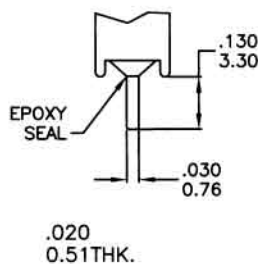


## TERMINATION OPTIONS

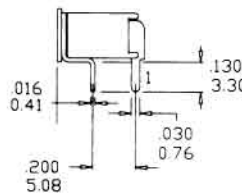
### A1



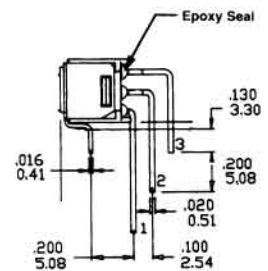
### A2



### A3



### A4



## CONTACT RATING

### Q

**FIXED TERMINAL** : Silver plated over copper alloy

**MOVING CONTACT** : Silver plated over copper alloy

**RATING** : 3 Amps with resistive load@120VAC or 28VDC

1.5 Amps with resistive load@250VAC




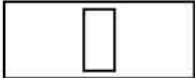
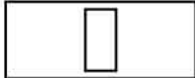
### G

**FIXED TERMINAL** : Copper alloy with gold plated over nickel plate

**MOVING CONTACT** : Copper alloy with gold plated over nickel plate

**RATING** : 0.4 Volt-Amps(VA) max. @20V max. (AC or DC)

## HOW TO ORDER

MODEL NO.	ACTUATOR	TERMINATIONS	CONTACT MATERIAL	SEAL
 RS-40 RS-41 RS-42 RS-43 RS-51 RS-52 RS-53	 RS4 RS5	 A1 A2 A3 A4 VS1	 Q=Silver G=Gold	 E=EPOXY N=NO EPOXY