

# B400 Series

## Snap-Acting Pushbutton Switches

### SPECIFICATIONS

**CONTACT RATING :** Dependent upon contact material See page 25.

**ELECTRICAL LIFE :** 50,000 make-and-break cycles at full load.

**CONTACT RESISTANCE :** 10mΩ max. initial @ 2-4 VDC. 100 mA for both silver and gold plated contacts.

**INSULATION RESISTANCE :** 1,000 MΩ min.

**DIELECTRIC STRENGTH :** 1,000 V RMS min. @ sea level.

**OPERATING TEMPERATURE :** -30°C to 130°C.

### MATERIALS

**CASE :** Diallyl phthalate (DAP)(UL94V-0).

**ACTUATOR :** Glass filled Nylon or Glass filled Polyester.

**BUSHING :** Brass, nickel plated.

**HOUSING :** Stainless steel.

**SWITCH SUPPORT :** Brass,tin plated.

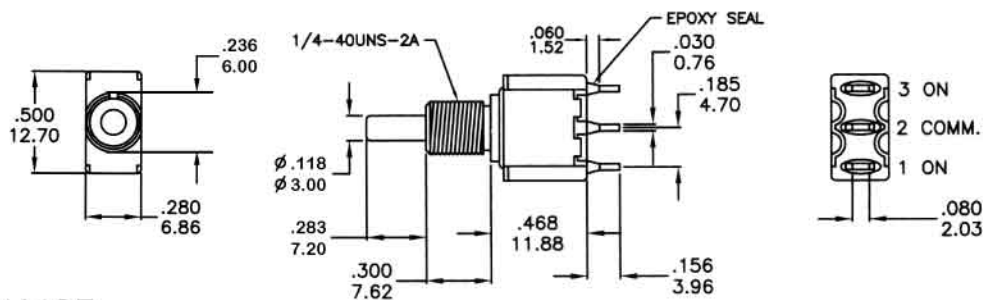
**TERMINAL/CONTACT :** Silver or gold plated. See page 25.

**TERMINAL SEAL :** Epoxy

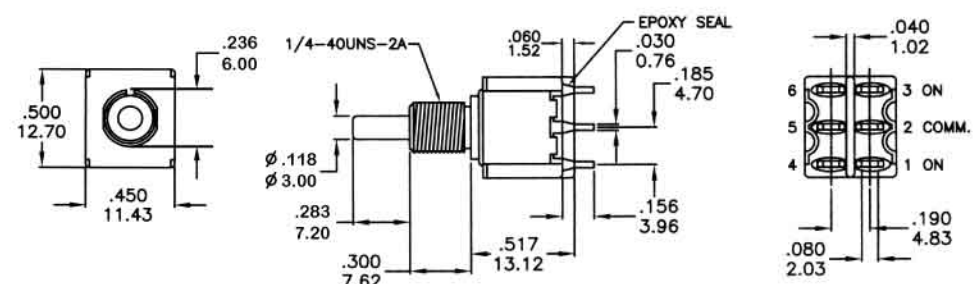
NO. POLES	MODEL NO.	SWITCH FUNCTION		CONNECTED TERMINALS		SCHEMATIC
		POS.1	POS.2	POS.1	POS.2	
SP	B101	ON	ON	2-3	2-1	
DP	B201	ON	ON	2-3,5-6	2-1,5-4	



SPDT Part No.B101P1B1A1QE



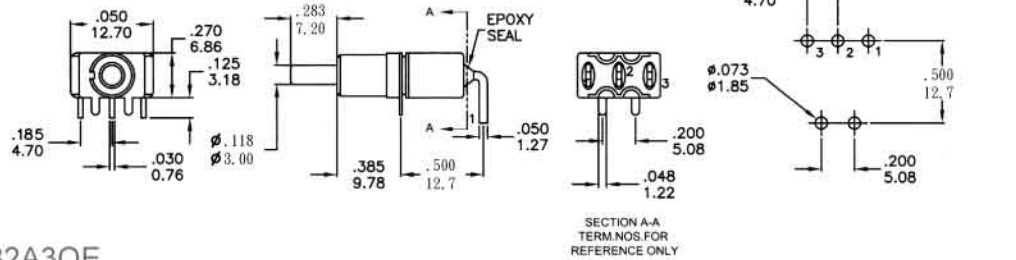
DPDT Part No.B201P1B1A1QE



# B400 Series

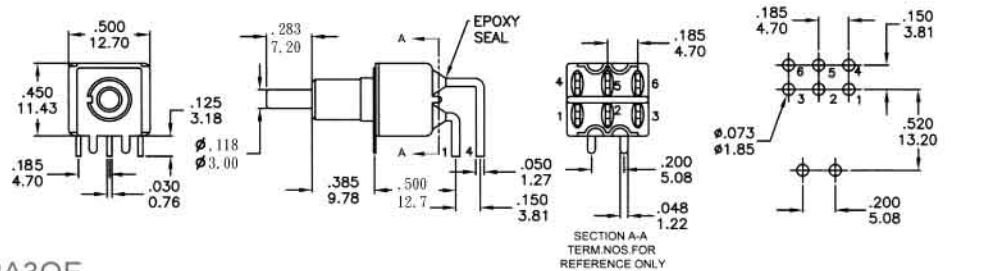
# Snap-Acting Pushbutton Switches

## A3



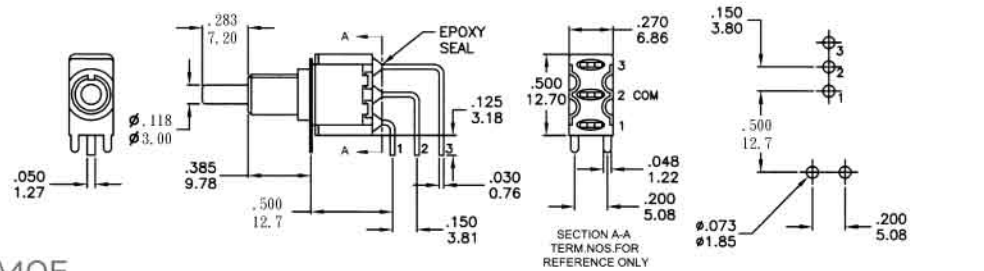
SPDT Part No.B101P1B2A3QE

## A3



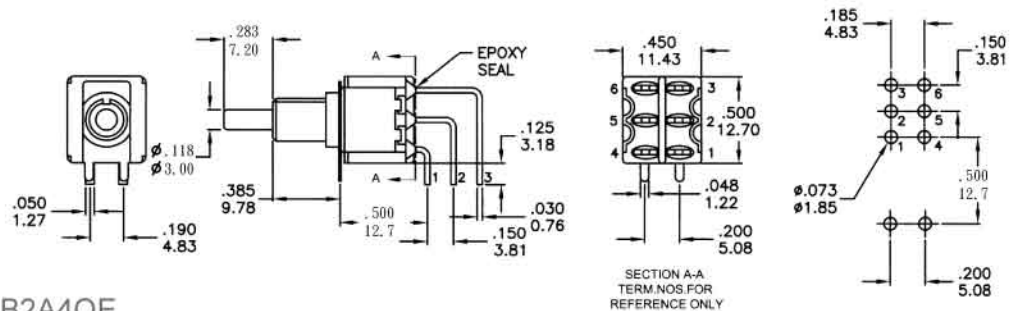
DPDT Part No.B201P1B2A3QE

## A4



SPDT Part No.B101P1B2A4QE

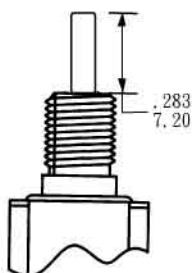
## A4



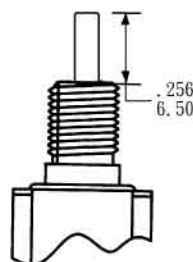
DPDT Part No.B201P1B2A4QE

## ACTUATOR OPTIONS

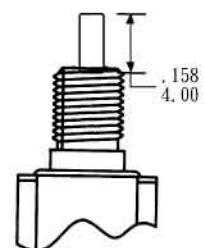
P1



P2



P3

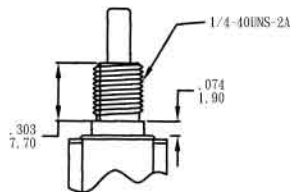
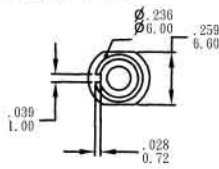


# B400 Series

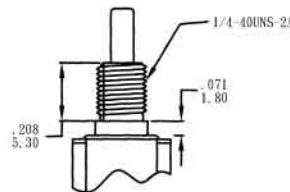
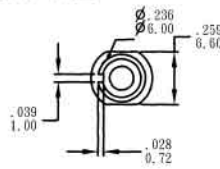
# Snap-Acting Pushbutton Switches

## BUSHING OPTIONS

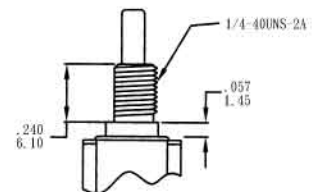
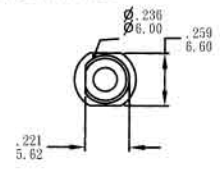
B1 THD STD  
B2 NON-HD



B3 THD STD  
B4 NON-HD

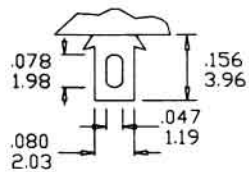


B5 THD STD  
B6 NON-HD



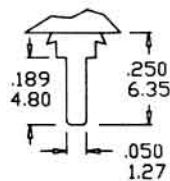
## TERMINATION OPTIONS

A1 STD



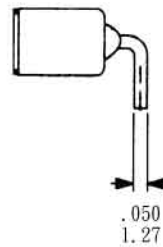
THK .030 (0.76)

A2



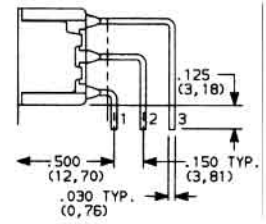
THK .030 (0.76)

A3

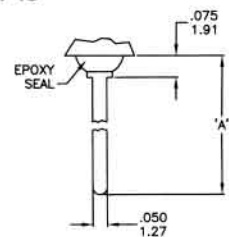


.050  
1.27

A4



A5



THK .030(0.76)

OPTION CODE	DIM. 'A'
A5-1	.700 (17.80)
A5-2	.744 (17.80)

## CONTACT RATING

**Q**

**FIXED TERMINAL** : Silver plated over copper alloy

**MOVING CONTACT** : Silver plated over copper alloy

**RATING** : 5 Amps with resistive load@120VAC or 28VDC

2 Amps with resistive load@250VAC

**G**

**FIXED TERMINAL** : Copper alloy with gold plated over nickel plate

**MOVING CONTACT** : Copper alloy with gold plated over nickel plate

**RATING** : 0.4 Volt-Amps(VA) max. @20V max. (AC or DC)

## HOW TO ORDER

MODEL NO.	ACTUATOR	BUSHING	TERMINATIONS	CONTACT MATERIAL	SEAL
B101	P1	B1	A1	Q=Silver	E=EPOXY
B201	P2	B2	A2	G=Gold	N=NO EPOXY
	P3	B3	A3		
		B4	A4		
		B5	A5-1		
		B6	A5-2		