

SPECIFICATIONS

CONTACT RATING : 10A 250VAC, 15A 125VAC or 20A 125/150VAC.

INSULATION RESISTANCE : DC 500V 200 MΩ or more.

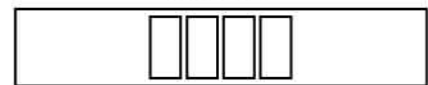
CONTACT RESISTANCE : DC 2-4V 1A 20 MΩ or less.

WITHSTAND VOLTAGE : AC 1500V or more.

NO. POLES	MODEL NO.	SWITCH FUNCTION		
		POS.1	POS.2	POS.3
SP	L201	ON	NONE	OFF
	L202	MOM	NONE	OFF
SP	L301	ON	NONE	ON
	L302	MOM	NONE	ON
	L303	NO	OFF	ON
	L304	MOM	OFF	ON
	L305	MOM	OFF	MOM
DP	L401	ON	NONE	OFF
	L402	MOM	NONE	OFF
DP	L601	ON	NONE	ON
	L602	MOM	NONE	ON
	L603	ON	OFF	ON
	L604	MOM	OFF	ON
	L605	MOM	OFF	MOM
3P	L901	ON	NONE	ON
	L902	ON	OFF	ON
	L903	MOM	OFF	MOM
4P	L1201	ON	NONE	ON
	L1202	ON	OFF	ON
	L1203	MOM	OFF	MOM

HOW TO ORDER

MODEL NO.



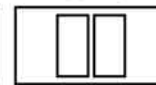
L200	L301	L401	L601	L901	L1201
L201	L302	L402	L602	L902	L1202
	L303		L603	L903	L1203
	L304		L604		
	L305		L605		

ACTUATOR



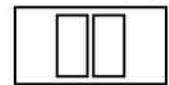
T1
T2
T3
T4

BUSHING



B1
B2
B3
B4

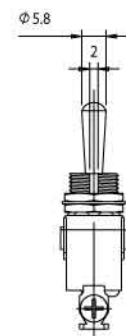
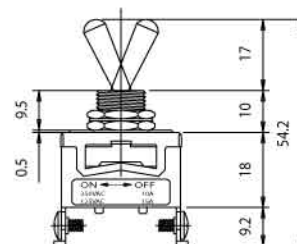
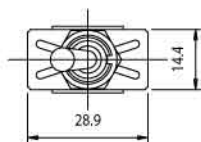
TERMINATIONS



H1
H2
H3
H4
H5

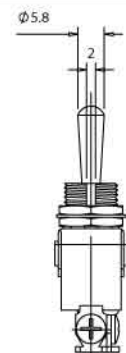
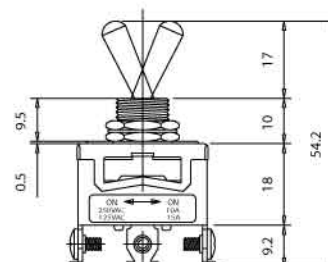
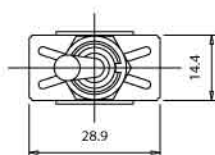
MOM=MOMENTARY

2PIN



SPST

3PIN

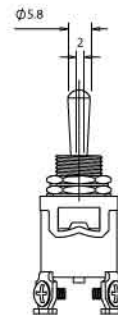
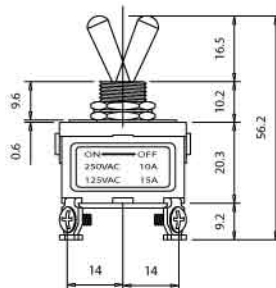
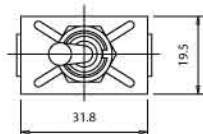


SPDT

L200 Series

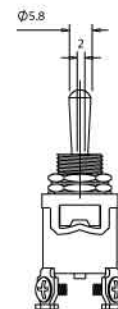
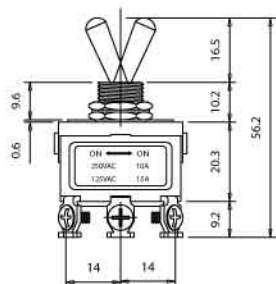
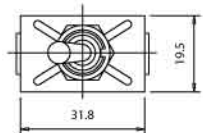
Miniatur Toggle Switches

4PIN



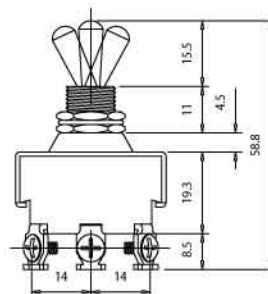
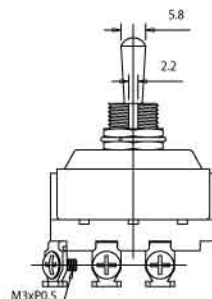
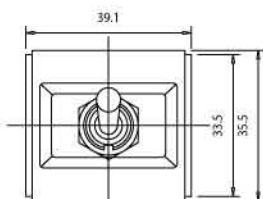
DPST Part No.L401T3B2H2

6PIN



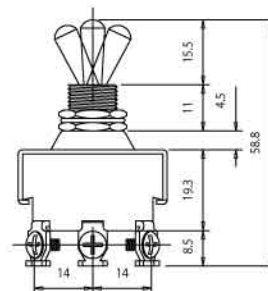
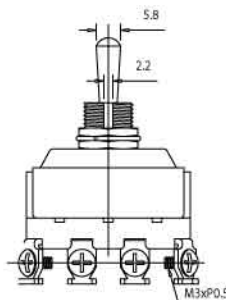
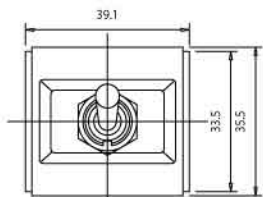
DPDT Part No.L601T3B2H2

9PIN



3PDT Part No.L901T3B2H2

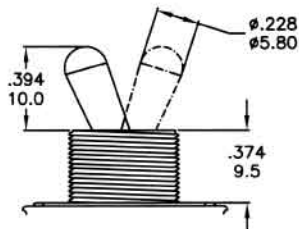
12PIN



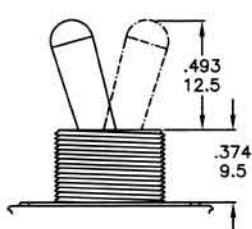
4PDT Part No.L1201T3B2H2

ACTUATOR OPTIONS

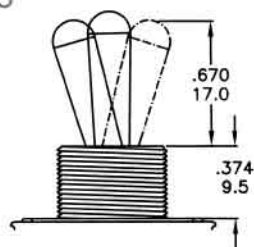
T1



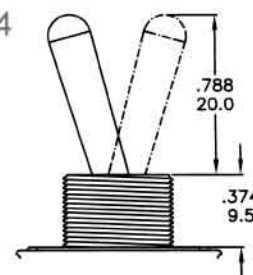
T2



T3



T4

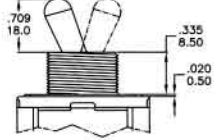


L200 Series

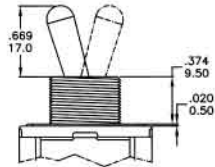
Miniatur Toggle Switches

BUSHING OPTIONS

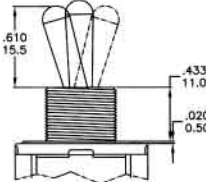
B1



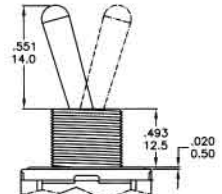
B2



B3

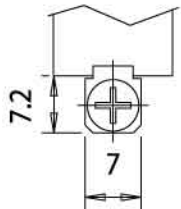


B4

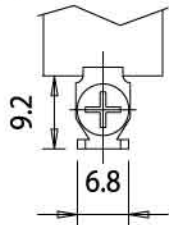


TERMINATION OPTIONS

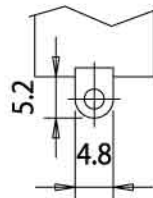
H1



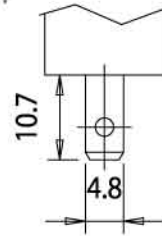
H2



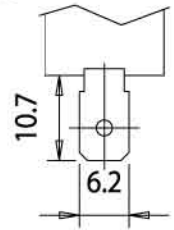
H3



H4



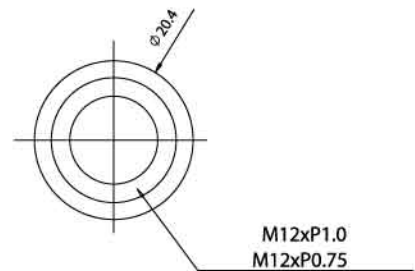
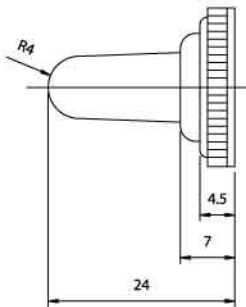
H5



RUBBER HOOD SEALING



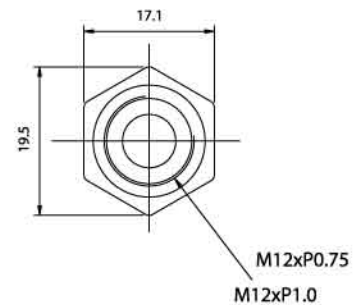
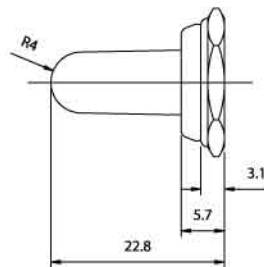
LSCP-1



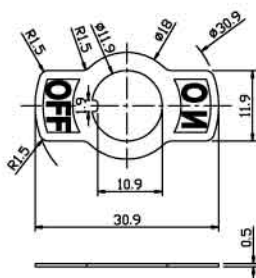
RUBBER HOOD SEALING



LSCP-2



ON:OFF



ON:ON

